

EMERGENCY



ARCHITECTURAL BRASS

Div. of Levent Industries Inc.

# COVID19 CATALOG 2021



ARCHITECTURAL BRASS CO

1130 D. L. Hollowell Pkwy.

Atlanta, GA 30318

p 404.351.0594

f 404.351.5721

1.800.PLANTER(752.6837)

info@architecturalbrass.com

www.architecturalbrass.com



FLOOR LABEL

**SOCIAL DISTANCING**

22"W x 22"H

**SOCIAL DISTANCING**

22"W x 22"H

FLOOR LABEL



**SOCIAL DISTANCING**

22"W x 22"H

**SOCIAL DISTANCING**

POSTERS, BANNERS ANY SIZES



Vandal Proof Locking  
- Jaw Screw Top

**WipeEX™**

10"Dia top x 12"Dia Base x 35"H

**WipeEX™**

10"Dia top x 12"Dia Base x 35"H



**WipeEX™**

10"Dia top x 12"Dia Base x 26"H

**WipeEX™**

10"Dia top x 12"Dia Base x 35"H



Vandal Proof Locking  
- Jaw Screw Top

**WipeEX™**

10" Dia top x 12" Dia Base x 35"H

**WipeEX™**

10" Dia top x 12" Dia Base x 35"H



**WipeEX™**

12" Dia top x 14" Dia Base x 30"H

**WipeEX™**

10" Dia top x 12"H



Crowd Control Wipes Dispenser Connector

### WipeEX™

10"Dia top x 16"Dia Base x 50"H

### WipeEX™

10"Dia top x 16"Dia Base x 50"H

Crowd Control Wipes Dispenser Connector



### CONCERTO™

18"Dia x 34"H

### CONCERTO™

18"Dia x 34"H





### CONCERTO™

18" Dia x 34"H

### CONCERTO™

18" Dia x 34"H



### CONCERTO™

18" Dia x 34"H





**VIRGIN™**

34"L x 18"W x 34"H

**VIRGIN™**

34"L x 18"W x 34"H




**TAPERED™ SERIES**

18"Dia Top x 13"Dia Base x 34"H

**TAPERED™ SERIES**


18"Dia Top x 13"Dia Base x 34"H





DISPENSER WITH FLOOR STAND **WipeEX™**  
23"L x 20"W x 60"H

**WipeEX™** DISPENSER WITH FLOOR STAND  
23"L x 20"W x 60"H



DISPENSER WITH FLOOR STAND **WipeEX™**  
23"L x 20"W x 60"H

**WipeEX™** DISPENSER WITH FLOOR STAND  
23"L x 20"W x 60"H





### EQUALIZER™

### EQUALIZER™

12"L x 11"W x 54"H

12"L x 11"W x 54"H



FREESTANDING AND COUNTERTOP SANITIZER DISPENSER **WipeEX™**

**WipeEX™** FREESTANDING AND COUNTERTOP SANITIZER DISPENSER

8"L x 12"W x 18.5"H STAND | 15"Sq x 45"H Base

8"L x 12"W x 18.5"H STAND | 15"Sq x 45"H Base





COMPLIMENTARY SANITIZER STATION **WipeEX™**

16" Sq x 36"H x 65"H Overall

**WipeEX™** COMPLIMENTARY SANITIZER STATION

16" Sq x 36"H x 65"H Overall



COMPLIMENTARY SANITIZER STATION **WipeEX™**

16" Sq x 36"H x 65"H Overall

**WipeEX™** COMPLIMENTARY SANITIZER STATION

16" Sq x 36"H x 65"H Overall





### MONTE CARLO™


### MONTE CARLO™

WipeEX™ EXTENTION FOR GUEST SERVICE CARTS

WipeEX™ EXTENTION FOR GUEST SERVICE CARTS

48"L x 24"W x 77"H

48"L x 24"W x 77"H



DIMENSIONS

48"L x 24"W x 77"H

Patent # 29/735,368

ARCHITECTURAL BRASS UNIVERSAL WipeEX™ EXTENTION FOR GUEST SERVICE CARTS

MONTE CARLO™

### MONTE CARLO™

WipeEX™ EXTENTION FOR GUEST SERVICE CARTS

48"L x 24"W x 77"H





**AFFICHE™**

**AFFICHE™**

39"L x 21"W x 7'H

39"L x 21"W x 7'H



**AFFICHE™**

**AFFICHE™**

39"L x 21"W x 7'H

39"L x 21"W x 7'H





MOBILE SURGEONS  
SCRUB PLATFORM  
COMES WITH **DYSON**<sup>®</sup>  
AIRBLADE WASH-DRY SYSTEM

**MED-WASH™ MED-WASH™**

60"L x 36"W x 42"H

60"L x 36"W x 42"H



**INCLUDES**

- 31.5 GL FRESH WATER TANK-Surgical Stainless
- 33.5 GL WASTE WATER TANK-Surgical Stainless
- BOSCH US9 Tronic 3000
- TANK LESS ELECTRIC HEATER
- FLOWTECH TRANSFER PUMP
- DIGITAL LEVEL GUARD TANK MONITORING
- DYSON AIRBLADE WASH-DRY FAUCET
- STERN UK-GREEN REMOTE SOAP
- DISPENSER 1.6 GL TANK

Made in USA ATLANTA GA by Architectural Brass Co



**MED-WASH™**

60"L x 36"W x 42"H



### MED-WASH™

### MED-WASH™

MOBILE SCRUB PLATFORM

27" L x 24" W x 70" H

27" L x 24" W x 70" H

MOBILE SCRUB PLATFORM



### MED-WASH™

### MED-WASH™



27" L x 24" W x 70" H

27" L x 24" W x 70" H

MOBILE SCRUB PLATFORM



### STRAIGHT EDGE™

### STRAIGHT EDGE™

18"Dia x 34"H | 22"Dia x 36"H

18"Dia x 34"H | 22"Dia x 36"H



### STRAIGHT EDGE™

### STRAIGHT EDGE™

40"L x 20"W x 36"H

40"L x 20"W x 36"H





### COLUMN HUGGER™

### COLUMN HUGGER™

42"L x 21"W x 36"H

42"L x 21"W x 36"H



### SITUATION ROOM™

### SITUATION ROOM™

40"L x 24"W x 36"H

40"L x 24"W x 36"H





### SITUATION ROOM 1™

### HAVANA™

16"L x 24"W x 36"H

46"L x 17.75"W x 31"H



### GRADY HEALTH™

### GRADY HEALTH™

30"L x 18"W x 36"H

30"L x 18"W x 36"H





OVERBED TABLE **COMFORT 2™**

**COMFORT 2™** OVERBED TABLE

28"Lx 16"W x 30"H / 40"H

28"Lx 16"W x 30"H / 40"H



OVERBED TABLE **COMFORT 2™**

**VIP™** OVERBED TABLE

28"Lx 16"W x 30"H / 40"H

50"/74"L x 23"W x 22"H/34"H





BENDED BED **OUTLOOK™**

78"L x 26"W x 25"H

**OUTLOOK 2™** BENDED BED

78"L x 26"W x 25"H



BENDED BED **OUTLOOK 3™**

78"L x 26"W x 25"H



**RELAX™** WHEELCHAIR WITH STORAGE

42"L x 20"W x 36"H





**WAITING ROOM™**

78"L x 27"W x 34"H

**WAITING ROOM™**

52"L x 27"W x 34"H



**TREATMENT TABLE™**

36"L x 12"W x 24"H

**TREATMENT TABLE™**

22"L x 15"W x 70"H





TREATMENT TABLE™

TREATMENT TABLE™

36"L x 24"W x 48"H

36"L x 24"W x 48"H



TREATMENT TABLE™

TREATMENT TABLE™

36"L x 24"W x 48"H

36"L x 24"W x 48"H





TREATMENT TABLE Sq™

TREATMENT TABLE Sq™

27"L x 24"W x 70"H

27"L x 24"W x 70"H



TREATMENT TABLE™

TREATMENT TABLE™

36"L x 12"W x 24"H

36"L x 12"W x 24"H





SMALL TREATMENT TABLE **ACUTE™**  
29"L x 32"W x 40"H

**ACUTE™** SMALL TREATMENT TABLE  
29"L x 32"W x 40"H



MOBILE OPERATING TABLE **RIGHT SIDE™**  
28"L x 20"W x 39"H

**RIGHT SIDE™** MOBILE OPERATING TABLE  
28"L x 20"W x 39"H





TREATMENT CABINET **BASIC 1™** **BASIC 2™** TREATMENT CABINET  
 24"L x 18"W x 35"H 24"L x 18"W x 35"H



TREATMENT CABINET **BASIC 3™** **AVICENNA™** MULTI-PURPOSE CART  
 24"L x 18"W x 35"H 40"L x 26"W x 42"H





SMALL SUPPLY CART **VAULT 1™** **VAULT 2™** MEDIUM SUPPLY CART  
 29" Sq x 40"H 29" Sq x 55"H



LARGE SUPPLY CART **VAULT 3™** **SEAL™** SMALL STERILE CART  
 42"L x 29"W x 55"H 31"L x 29"W x 39"H small / 60"L x 29"W x 39"H large





COMBO DISTRIBUTION  
SUPPLY CART

### PARACELUS<sup>TM</sup>

40"L x 26"W x 42"H



### AURA<sup>TM</sup> DISTRIBUTION CART

40"L x 26"W x 42"H



DISTRIBUTION CART

### MASTER<sup>TM</sup>

40"L x 26"W x 42"H



TALL DISTRIBUTION CART

### HIPPOCRATE<sup>TM</sup>

32"Sq x 61"H





TREATMENT CABINET **CURTAIN™**

**SOLID™** PATIENT WARDROBE

20"L x 16"W x 65"H small / 32"L x 16"W x 65"H large

26"L x 20"W x 75"H



STORAGE / SUPPLY CABINETS **PHARMA™**

**PROTECTOR™**

INSTRUMENT CABINET

35"L x 16"W x 76"H

36"L x 16"W x 77"H

